

**STAGE SIZE:**

STAGE SIZE: W:18m(include the side stage) D:11m  
 H:6m(between stage floor to lighting flybar)

PROSCENIUM: W:12m H:6m

AUDITORIUM SEAT: Must be like a staircase(Theater seat)

**REQUIREMENTS:**

BLACK DANCE MAT : for all the stage floor

BLACK LEG (2m x 7m) : This size depends on stage width and height x 8

BLACK BORDER : x 5

CYCLORAMA or SCREEN (W:9m H:4.5m): x1

INTER COMMUNICATION SYSTEMS : x 5 set  
 for stage light & left, sound, lighting and video

TABLE (W:100cm D:100cm H:70cm) : x 3  
 two for sound and lighting operation on back side of audience  
 one for video operation on first row stage left with two to three seats

CHAIRS : light, steady, no armrest and unfoldable x 8

BLUE LIGHTS : at passage of back stage x 2 - 4

GENIE or WORKING SCAFFOLD : for set up and take down x 1

STAGE HAND : x 6 persons  
 before and after performance for loading, stage set up and take down

HANGERS with RACK : for costume at dressing rooms x 8

DRESSING ROOM : for 8 performers x 2 - 5

IRON & IRONING BOARD : in dressing room x 1set

WASHING MACHINE or CLEANING SERVICE : for costume x 1

**TIME SCHEDULE:**

One and a half day for set up

1st day : Basic stage set up, Focusing of light, Sound check

2nd day : Technical check, Rehearsal and Performance

TAKE DOWN and LOADING : 2 hours after performance

**REQUIREMENTS:**

LIGHTING BOARD	COMPULITE SPARK-4D	x 1
	<u>LET US KNOW IF YOU CAN'T PROVIDE SAME BOARD</u>	
DIMMERS	2kw : DMX512 Protocol Controllable	x 92
PROJECTORS	PROFILE ETC 750w Source Four	
	436	x 34
	<u>If Stage Height(see STAGE SIZE) is less than 5 meters</u>	
	450	x 34
	CONVEX 1kw	x 30
	FRESNELS 1kw	x 12
	PAR-64 1kw	
	CP-62 Medium	x 21
	<u>If Stage Height(see STAGE SIZE) is more than 6 meters</u>	
	CP-62 Medium	x 9
	CP-61 Narrow	x 12
COLOR FILTERS	LEE #201 for	
	CONVEX	x 20
	FRESNEL	x 12
	PAR-64 Medium 1kw	x 20
	LEE #202 for	
	PROFILE	x 34
	CONVEX	x 2
	PAR-64 Medium 1kw	x 1
BOOM	1 feet (Floor panel)	x 20
	5 feet	x 8
BACK STAGE LIGHT :for performers. Both stage corners and back side		
LIGHTING TECHNICIAN :for set up and take down		x 3~5 persons

**REQUIREMENTS:**

PA CONSOLE MIXER	x 1
Minimum 16 channels/8 groups/ 6 auxiliary sends (pre/post fader switching on all aux sends)	
<b>MAIN SPEAKER SYSTEM with Hi-Power Amplifiers:</b>	x 1 stereo set
High quality PA able to produce 110dB undistorted signal at mix position Refer to attached diagram for positioning	
<b>MONITOR SPEAKER SYSTEM with Hi-Power Amplifiers:</b>	x 4
self powered 15 or 12" and horn placed at each corner of the stage (down & rear stage sides)	
MULTI EFFECTOR / REV. (if possible LEXICON PCM81 or 91)	x 1
GRAPHIC EQUALIZER 31 band graphic EQ	x 6ch
WIRELESS HANDHELD MIC SYSTEM : for rehearsal	x 1 set
CD PLAYER :	x 4
each must have "Auto Cue" or "Cue to Next"function and must read CD-R discs	
SOUND TECHNICIAN : for set up and take down	x 1 person

**LENI-BASSO BRING:**

NOTE PC	x 1
TRANCEFORMER	x 1

# LENI-BASSO **FINKS** TECHNICAL RIDER

## VIDEO

### REQUIREMENTS:

COAXIAL CABLES	15 Meters	x 2
	10 Meters	x 2
MICROPHONE STAND with BOOM:		x 4
Stand's Height: 140cm and more, Boom's length: 60cm, Color: Black		
DMX CABLE:	15 Meters	x 1
for Projector Shutter Controler		
TRANSFORMER:		x 1
AC Local Voltage to AC 100V, 100W at video operation desk		

### LENI-BASSO BRING:

VIDEO PROJECTOR:	2000-2500 AnsLumen	x 2
CONTROLLER	Mac Power Book G4	x 2
SWITCHER	SB V700	x 1
CCD CAMERA		x 4
PROJECTOR SHUTTER CONTROLER		x 1
PROJECTOR SHUTTER		x 2
RED LAMP:	to be attached to Microphone stands	x 2

**Technicians**

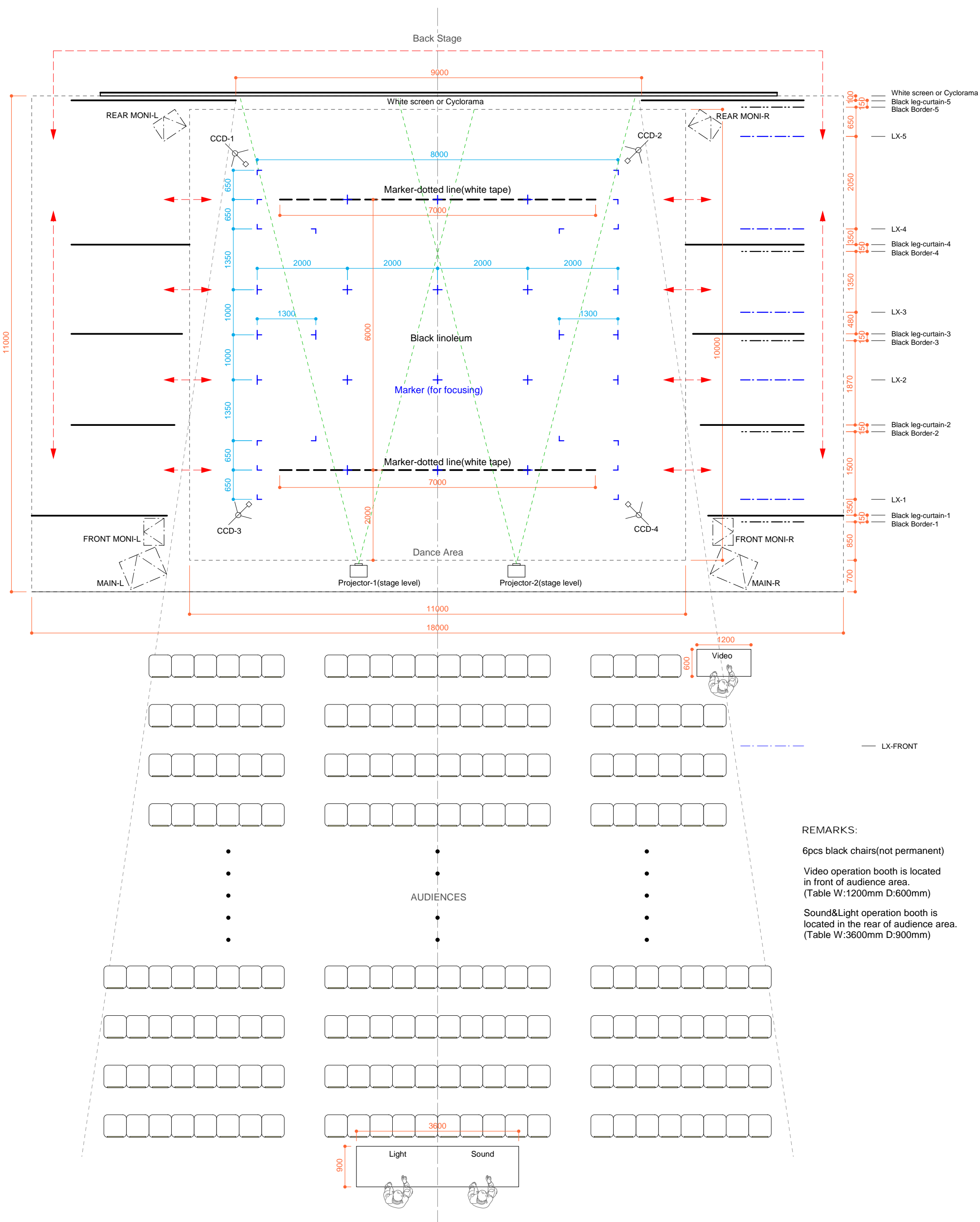
Technical Director	Yogo Hideaki
Light	Ayumi Kito/ Yuji Sekiguchi / Takehiko Maruyama
Sound	Kyoko Yamada
Video	Akihiko Kaneko

**Touring Party**


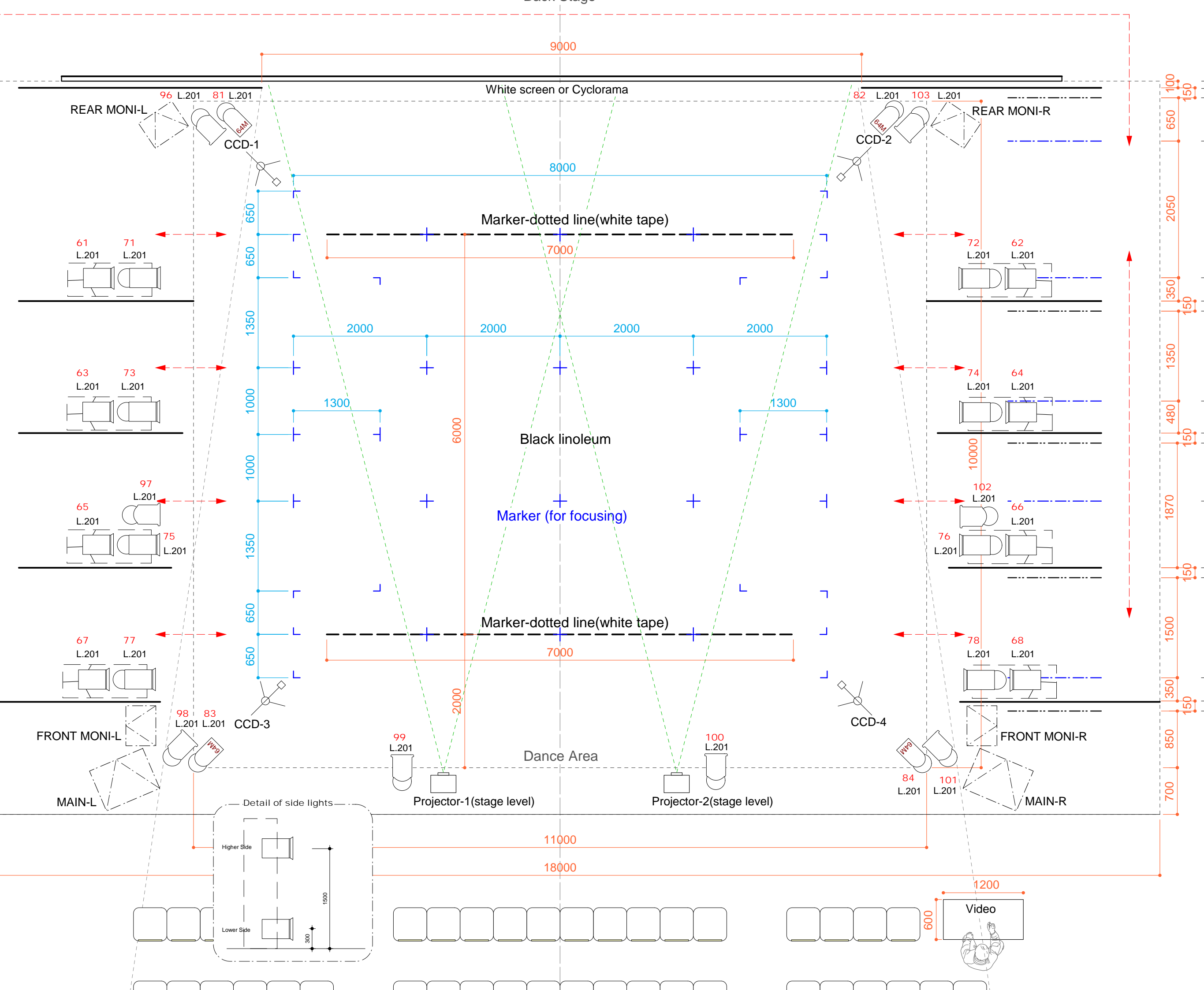
Choreographer	Akiko Kitamura
Dancer	
Technical Director	Yogo Hideaki
Light	Ayumi Kito
Sound	Kyoko Yamada
Video	Akihiko Kaneko
Stage Assistant	Ayako Nagatsuma
Company Manager	Ryuichi Fuse
Dancer	Tsuyoshi Ozawa Masayoshi Horikawa Hideyo Nozawa Mieko Maeshima Ruri Mito Go Anai Yukako Yasuda

**Rooming List**

Single	Akiko Kitamura	
	Yogo Hideaki	
	Ayumi Kito	
	Kyoko yamada	<i>Smoking</i>
	Akihiko Kaneko	
	Ryuichi Fuse	
Double	Tsuyoshi Ozawa/Go Anai	<i>Smoking</i>
	Masayoshi Horikawa/Mieko Maeshima	<i>Smoking</i>
	Ruri Mito/Yukako Yasuda	
	Hideyo Nozawa/Ayako Nagatsuma	<i>Smoking</i>



REMARKS:  
 6pcs black chairs(not permanent)  
 Video operation booth is located in front of audience area.  
 (Table W:1200mm D:600mm)  
 Sound&Light operation booth is located in the rear of audience area.  
 (Table W:3600mm D:900mm)



**balance, inc. DESIGN**  
 e-MAIL design@balance.co.jp  
 TEL +81 3 57 98 35 46 FAX +81 3 57 98 35 47  
 4-12-14.EBISU.SHIBUYA  
 TOKYO.150-0012.JAPAN

DESIGNED by: **YUUJI SEKIGUCHI**  
 C-Phone +81-90-3216-8064  
 e-MAIL yuji@balance.co.jp

OPERATED by:

KEY:

- Venue**
- 1000w Fresnel...8 /
  - 1000w PC...16 /
  - 1000w PAR64-CP62(M)...4 /
  - Low Base
  - High Boom

REMARKS:  
 129 ← Channel No.  
 L.203 ← Gel No.  
 ← Spot Type

NOTES:  
 -This scale is written in mm.  
 The placing of spots from the center is very important.  
 -About frontlight, if you usually use other spots there(ex.profile), we don't matter to use those instead of PC.

Akiko KITAMURA  
**Leni-Basso Finks**

DATE:


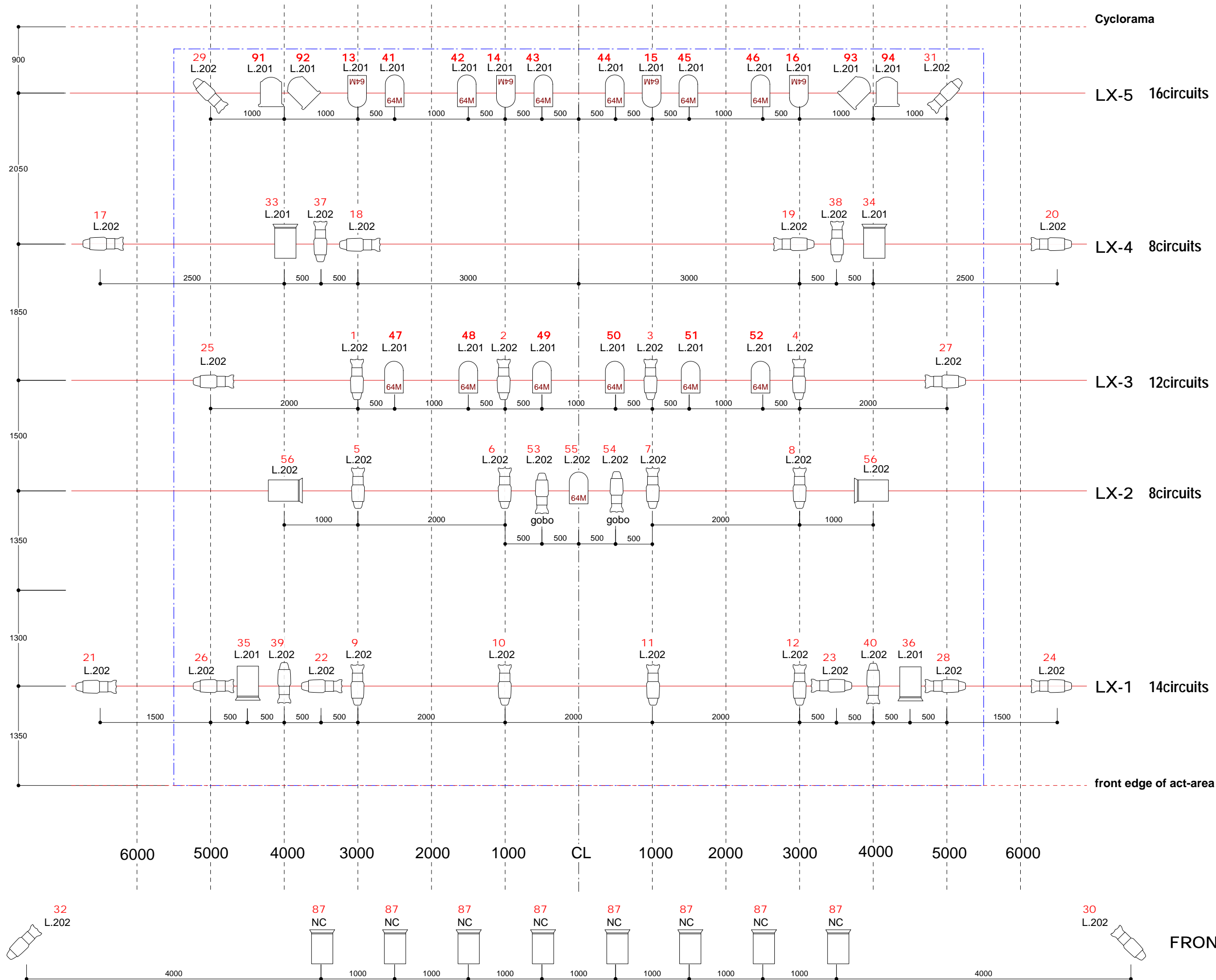
PLACE:

TOUR:

PLOT: **FLOOR**

DATE: Feb.2001 REV. UP: Oct.2005

SCALE: 1/50 - A3 NO. 2 OF 2



**balance, inc. DESIGN**  
 e-MAIL design@balance.co.jp  
 TEL +81 3 57 98 35 46 FAX +81 3 57 98 35 47  
 4-12-14.EBISU.SHIBUYA  
 TOKYO.150-0012.JAPAN

DESIGNED by: **YUUJI SEKIGUCHI**  
 C-Phone +81-90-3216-8064  
 e-MAIL yuji@balance.co.jp

OPERATED by:

KEY:

Venue

- 1000w Fresnel...4 /
- 1000w PC...14 /
- 1000w PAR64-CP62(M)...17 /
- 750w Source436 or 450 ...34 /

REMARKS:  
 129 ← Channel No.  
 L.203 ← Gel No.  
 ← Spot Type

NOTES:  
 -This scale is written in mm.  
 The placing of spots from the center is very important.  
 -About frontlight, if you usually use other spots there(ex.profile),we don't matter to use those instead of PC.

Akiko KITAMURA  
**Leni-Basso  
 Finks**

DATE:

PLACE:

TOUR:

PLOT:  
**BRIDGE**

DATE: Feb.2001 REV.UP: Oct.2005

SCALE: 1 / 50 - A3 NO. 1 OF 2



Leni-Basso "Finks" CHANNEL HOOK-UP

NO.	PURPOSE	FOCUS	COLOR	INSTRUMENT	QUANTITY	LOCATION	UNIT	DMX	NO.	PURPOSE	FOCUS	COLOR	INSTRUMENT	QUANTITY	LOCATION	UNIT	DMX	NO.	PURPOSE	FOCUS	COLOR	INSTRUMENT	QUANTITY	LOCATION	UNIT	DMX
1	TOP-1	Square-1	LEE.202	SourceFour 36 750w	1	LX-3			36	CCD-4		LEE.201	CONVEX 1kw	1	LX-6			71	LOWER SIDE	UpStage-R	LEE.201	CONVEX 1kw	1	Upstage Right		
2		Square-2	LEE.202	SourceFour 36 750w	1	LX-3			37	Chair-1		LEE.202	SourceFour 36 750w	1	LX-4			72		UpStage-L	LEE.201	CONVEX 1kw	1	Upstage Left		
3		Square-3	LEE.202	SourceFour 36 750w	1	LX-3			38	Chair-2		LEE.202	SourceFour 36 750w	1	LX-5			73		MidStage-R1	LEE.201	CONVEX 1kw	1	Midstage Left		
4		Square-4	LEE.202	SourceFour 36 750w	1	LX-3			39	Chair-3		LEE.202	SourceFour 36 750w	1	LX-8			74		MidStage-L1	LEE.201	CONVEX 1kw	1	Midstage Right		
5		Square-5	LEE.202	SourceFour 36 750w	1	LX-2			40	Chair-4		LEE.202	SourceFour 36 750w	1	LX-8			75		MidStage-R2	LEE.201	CONVEX 1kw	1	Midstage Left		
6		Square-6	LEE.202	SourceFour 36 750w	1	LX-2			41	BACK-1	PAR-1	LEE.201	PAR64 CP62 1kw	1	LX-5			76		MidStage-L2	LEE.201	CONVEX 1kw	1	Midstage Right		
7		Square-7	LEE.202	SourceFour 36 750w	1	LX-2			42		PAR-2	LEE.201	PAR64 CP62 1kw	1	LX-5			77		DownStage-R	LEE.201	CONVEX 1kw	1	Downstage Right		
8		Square-8	LEE.202	SourceFour 36 750w	1	LX-2			43		PAR-3	LEE.201	PAR64 CP62 1kw	1	LX-5			78		DownStage-L	LEE.201	CONVEX 1kw	1	Downstage Left		
9		Square-9	LEE.202	SourceFour 36 750w	1	LX-1			44		PAR-4	LEE.201	PAR64 CP62 1kw	1	LX-5			79								
10		Square-10	LEE.202	SourceFour 36 750w	1	LX-1			45		PAR-5	LEE.201	PAR64 CP62 1kw	1	LX-5			80								
11		Square-11	LEE.202	SourceFour 36 750w	1	LX-1			46		PAR-6	LEE.201	PAR64 CP62 1kw	1	LX-5			81	Floor-1	PAR-1	LEE.201	PAR64 CP62 1kw	1			
12		Square-12	LEE.202	SourceFour 36 750w	1	LX-1			47		PAR-7	LEE.201	PAR64 CP62 1kw	1	LX-3			82		PAR-2	LEE.201	PAR64 CP62 1kw	1			
13		Hzizont-1	LEE.201	PAR64 CP62 1kw	1	LX-5			48		PAR-8	LEE.201	PAR64 CP62 1kw	1	LX-3			83		PAR-3	LEE.201	PAR64 CP62 1kw	1			
14		Hzizont-2	LEE.201	PAR64 CP62 1kw	1	LX-5			49		PAR-9	LEE.201	PAR64 CP62 1kw	1	LX-3			84		PAR-4	LEE.201	PAR64 CP62 1kw	1			
15		Hzizont-3	LEE.201	PAR64 CP62 1kw	1	LX-5			50		PAR-10	LEE.201	PAR64 CP62 1kw	1	LX-3			85								
16		Hzizont-4	LEE.201	PAR64 CP62 1kw	1	LX-5			51		PAR-11	LEE.201	PAR64 CP62 1kw	1	LX-3			86								
17	HIGH SIDE	Line-1	LEE.202	SourceFour 36 750w	1	LX-4			52		PAR-12	LEE.201	PAR64 CP62 1kw	1	LX-3			87	FRONT		No Color	CONVEX 1kw	8	Front		
18		Line-2	LEE.202	SourceFour 36 750w	1	LX-4			53	TOP-3	gobo-1	LEE.202	SourceFour 36 750w	1	LX-2			88								
19		Line-3	LEE.202	SourceFour 36 750w	1	LX-4			54		gobo-2	LEE.202	SourceFour 36 750w	1	LX-2			89								
20		Line-4	LEE.202	SourceFour 36 750w	1	LX-4			55		PAR-1	LEE.202	PAR64 CP62 1kw	1	LX-2			90								
21		Line-5	LEE.202	SourceFour 36 750w	1	LX-1			56		PC	LEE.202	CONVEX 1kw	2	LX-2			91	BACK-2	F1	LEE.201	FRESNELS 1kw	1	LX-5		
22		Line-6	LEE.202	SourceFour 36 750w	1	LX-1			57									92		F2	LEE.201	FRESNELS 1kw	1	LX-5		
23		Line-7	LEE.202	SourceFour 36 750w	1	LX-1			58									93		F3	LEE.201	FRESNELS 1kw	1	LX-5		
24		Line-8	LEE.202	SourceFour 36 750w	1	LX-1			59									94		F4	LEE.201	FRESNELS 1kw	1	LX-5		
25		Line-9	LEE.202	SourceFour 36 750w	1	LX-3			60									95								
26		Line-10	LEE.202	SourceFour 36 750w	1	LX-1			61	UPPER SIDE	UpStage-R	LEE.201	CONVEX 1kw	1	Upstage Right			96	Floor-2	F1	LEE.201	FRESNELS 1kw	1	Downstage Right		
27		Line-11	LEE.202	SourceFour 36 750w	1	LX-3			62		UpStage-L	LEE.201	CONVEX 1kw	1	Upstage Left			97		F2	LEE.201	FRESNELS 1kw	1	Midstage Right		
28		Line-12	LEE.202	SourceFour 36 750w	1	LX-1			63		MidStage-R1	LEE.201	CONVEX 1kw	1	Midstage Left			98		F3	LEE.201	FRESNELS 1kw	1	Downstage Right		
29		Cross-1	LEE.202	SourceFour 36 750w	1	LX-5			64		MidStage-L1	LEE.201	CONVEX 1kw	1	Midstage Right			99		F4	LEE.201	FRESNELS 1kw	1	Front Right		
30		Cross-2	LEE.202	SourceFour 36 750w	1	Front Left			65		MidStage-R2	LEE.201	CONVEX 1kw	1	Midstage Left			100		F5	LEE.201	FRESNELS 1kw	1	Front Left		
31		Cross-3	LEE.202	SourceFour 36 750w	1	LX-5			66		MidStage-L2	LEE.201	CONVEX 1kw	1	Midstage Right			101		F6	LEE.201	FRESNELS 1kw	1	Downstage Left		
32		Cross-4	LEE.202	SourceFour 36 750w	1	Front Right			67		DownStage-R	LEE.201	CONVEX 1kw	1	Downstage Right			102		F7	LEE.201	FRESNELS 1kw	1	Midstage Left		
33	TOP-2	CCD-1	LEE.201	CONVEX 1kw	1	LX-8			68		DownStage-L	LEE.201	CONVEX 1kw	1	Downstage Left			103		F8	LEE.201	FRESNELS 1kw	1	Upstage Left		
34		CCD-2	LEE.201	CONVEX 1kw	1	LX-9			69									104								
35		CCD-3	LEE.201	CONVEX 1kw	1	LX-8			70									105								

OH PLOT
FLOOR PLOT

Leni-Basso "Finks" INSTRUMENT LIST

	Total amount	Theater or Venue
FRESNELS 1kw	12	/
CONVEX 1kw	30	/
SourceFour 36 750w	34	/
PAR64 CP62 1kw	21	/
		/
		/
		/
		/
		/